

Freight Train

Elizabeth Cotten

Music by Arranged by Martin Gilmore

Standard tuning

♩ = 120

s. guit.

C **C/G** **Cadd9** **C/G** **G**

1 2 3

TAB: 3 1 0 1 1 0 1 | 3 0 2 0 0 2 0 | 0 0 0 0 3

G7 **G** **G7** **G6** **G**

4 5 6

TAB: 1 0 0 0 0 0 | 3 0 1 0 0 0 | 0 0 3 0 0 0

C **C/G** **C** **C/G** **E** **E(b9)**

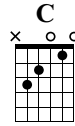
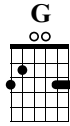
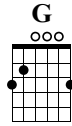
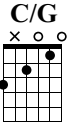
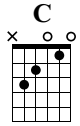
7 8 9

TAB: 1 0 0 3 | 1 2 0 0 2 0 | 0 2 1 0 2 1

E **E7** **F** **Fadd13** **F**

10 11 12

TAB: 0 2 1 3 2 1 | 1 2 1 3 2 1 | 1 2 1 1 3



Musical notation for measures 13-15. Measure 13 starts with a C chord. Measure 14 starts with a C/G chord. Measure 15 starts with a C chord. The notation includes a treble clef, a melody line with eighth notes, and a bass line with a consistent pattern of 3-2-0-1-0-2-0.

Musical notation for measure 16, consisting of a single chord (C major) in the treble clef and a bass line with a 3-2-0-1-0-2-0 pattern.